

# E900 Installation manual

Revision 3



---

<b>1</b>	<b>Important Notices.....</b>	<b>3</b>
1.1	Limited Warranty	3
1.2	Packing Lists	4
<b>2</b>	<b>Technical Data .....</b>	<b>5</b>
2.1	Connections	6
2.1.1	M12 NMEA2000 male connector pinout.....	6
2.1.2	M12 Power connector.....	6
2.2	General specifications	7
2.3	NMEA2000 specifications	7
<b>3</b>	<b>Installation sample .....</b>	<b>8</b>
<b>4</b>	<b>Dimensions.....</b>	<b>9</b>
4.1	General dimensions	9
4.2	Cutout dimensions	9
<b>4</b>	<b>Revision history .....</b>	<b>11</b>

# 1 Important Notices

Information in this document is subject to change without notice. LXNAV reserves the right to change or improve their products and to make changes in the content of this material without obligation to notify any person or organization of such changes or improvements.



A Yellow triangle is shown for parts of the manual which should be read very carefully and are important when operating the E900.



Notes with a red triangle describe procedures which are critical and may result in loss of data or any other critical situation.



A bulb icon is shown when a useful hint is provided to the reader.

## 1.1 Limited Warranty

This product is warranted to be free from defects in materials or workmanship for two years from the date of purchase. Within this period, LXNAV will, at its sole option, repair or replace any components that fail in normal use. Such repairs or replacement will be made at no charge to the customer for parts and labour, provided that the customer pays for shipping costs. This warranty does not cover failures due to abuse, misuse, accident, or unauthorized alterations or repairs.

THE WARRANTIES AND REMEDIES CONTAINED HEREIN ARE EXCLUSIVE AND IN LIEU OF ALL OTHER WARRANTIES EXPRESSED OR IMPLIED OR STATUTORY, INCLUDING ANY LIABILITY ARISING UNDER ANY WARRANTY OF MERCHANTABILITY OR FITNESS FOR A PARTICULAR PURPOSE, STATUTORY OR OTHERWISE. THIS WARRANTY GIVES YOU SPECIFIC LEGAL RIGHTS, WHICH MAY VARY FROM STATE TO STATE.

IN NO EVENT SHALL LXNAV BE LIABLE FOR ANY INCIDENTAL, SPECIAL, INDIRECT OR CONSEQUENTIAL DAMAGES, WHETHER RESULTING FROM THE USE, MISUSE, OR INABILITY TO USE THIS PRODUCT OR FROM DEFECTS IN THE PRODUCT.

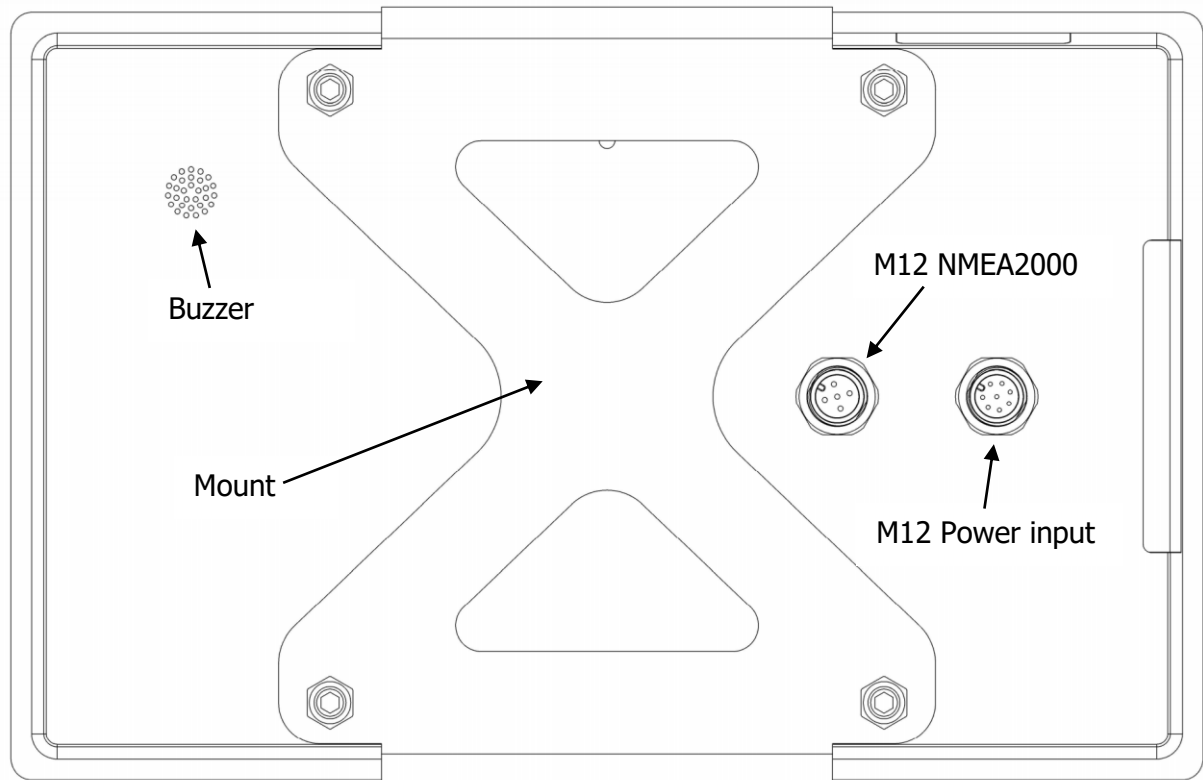
Some states do not allow the exclusion of incidental or consequential damages, so the above limitations may not apply to you. LXNAV retains the exclusive right to repair or replace the unit or software, or to offer a full refund of the purchase price, at its sole discretion. SUCH REMEDY SHALL BE YOUR SOLE AND EXCLUSIVE REMEDY FOR ANY BREACH OF WARRANTY.

To obtain warranty service, contact your local LXNAV dealer or contact LXNAV directly.

## 1.2 Packing Lists

- E900
- E900 holder
- Mounting material
- Installation and user's manual
- Power supply cable
- Screen cover

## 2 Technical Data



## 2.1 Connections

### 2.1.1 M12 NMEA2000 male connector pinout

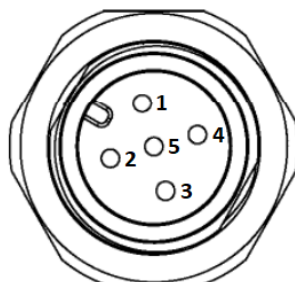


Figure 1: NMEA2000 connector pinout (male)

Pin number	Description
1	<b>Shield</b>
2	N.C.
3	<b>Ground</b>
4	<b>CAN H</b>
5	<b>CAN L</b>

### 2.1.2 M12 Power connector

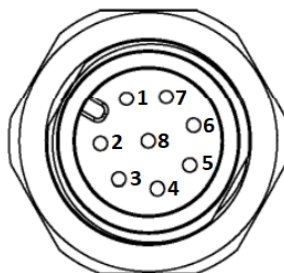


Figure 2: Power male connector pinout (male)

Pin number	Description
1	N.C.
2	N.C.
3	N.C.
4	N.C.
5	<b>12V (Power)</b>
6	N.C.
7	N.C.
8	<b>GND</b>

## 2.2 General specifications

Parameter	Condition	Min	Typ	Max	Unit
Operating supply voltage <sup>(1)</sup>		8	12	28	V
Current consumption <sup>(1)</sup>			750		mA
Load equivalent number		0			LEN
Operating temperature		-20		+60	°C
Storage temperature		-30		+85	°C
Recommended humidity		0		95	RH
Weight		650			g
Housing length		149			mm
Housing width		232			mm
Ingress Protection		IPX6			
LCD brightness <sup>(2)</sup>		1300			NITS
LCD diagonal size		9			Inch
LCD horizontal resolution		1024			pixel
LCD vertical resolution		600			pixel
LCD color resolution		64k			Colors
Integral GPS receiver (uBlox) <sup>(3)</sup>		56			Chan.

Note1: Supplied via 8 pin M12 connector

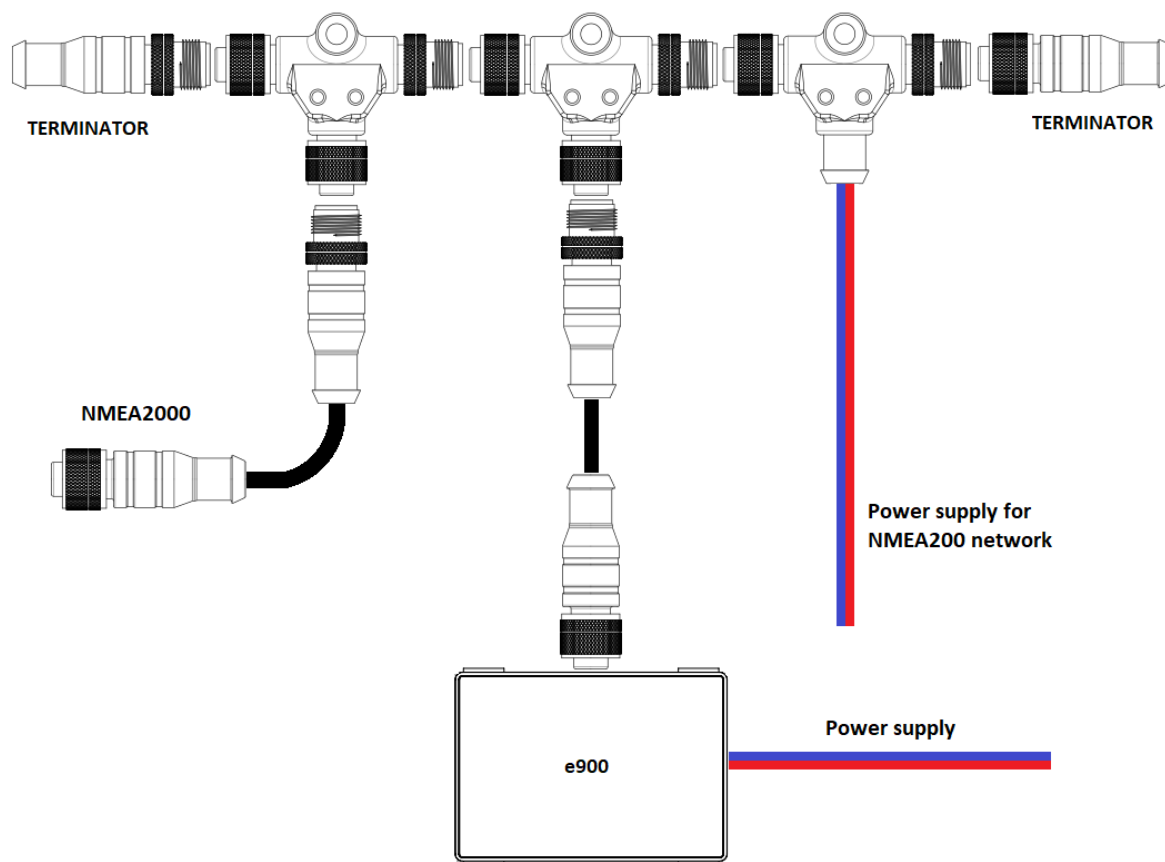
Note2: Automatically adjustable

Note3: Possibility to add a Smart GPS antenna

## 2.3 NMEA2000 specifications

Parameter	description
Compatibility	NMEA2000 compatible
Baudrate	250kbps
Connection	A coded M12 connector

### 3 Installation sample



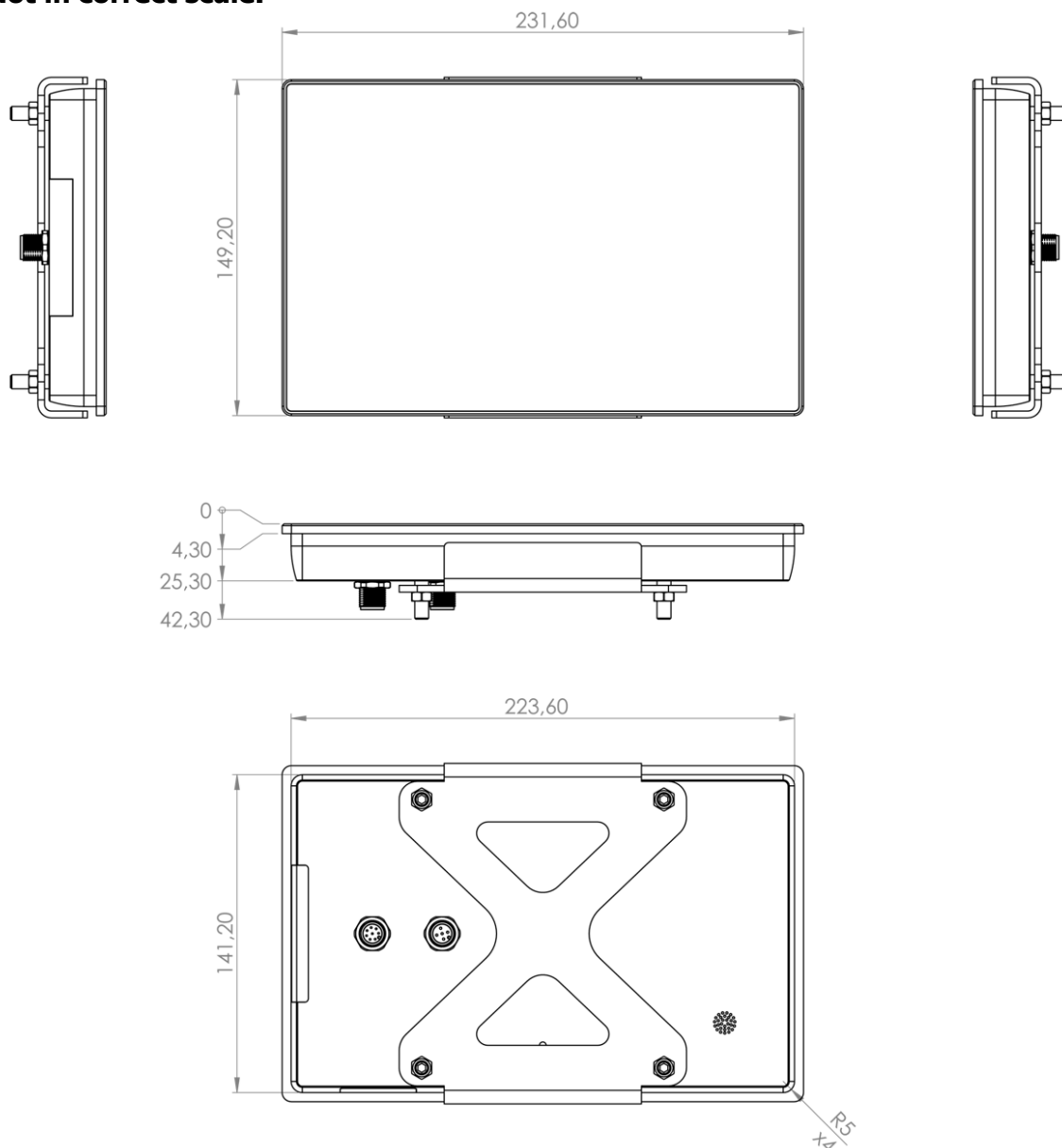


## 4 Dimensions

### 4.1 General dimensions

All measurements are in mm.

**Not in correct scale!**



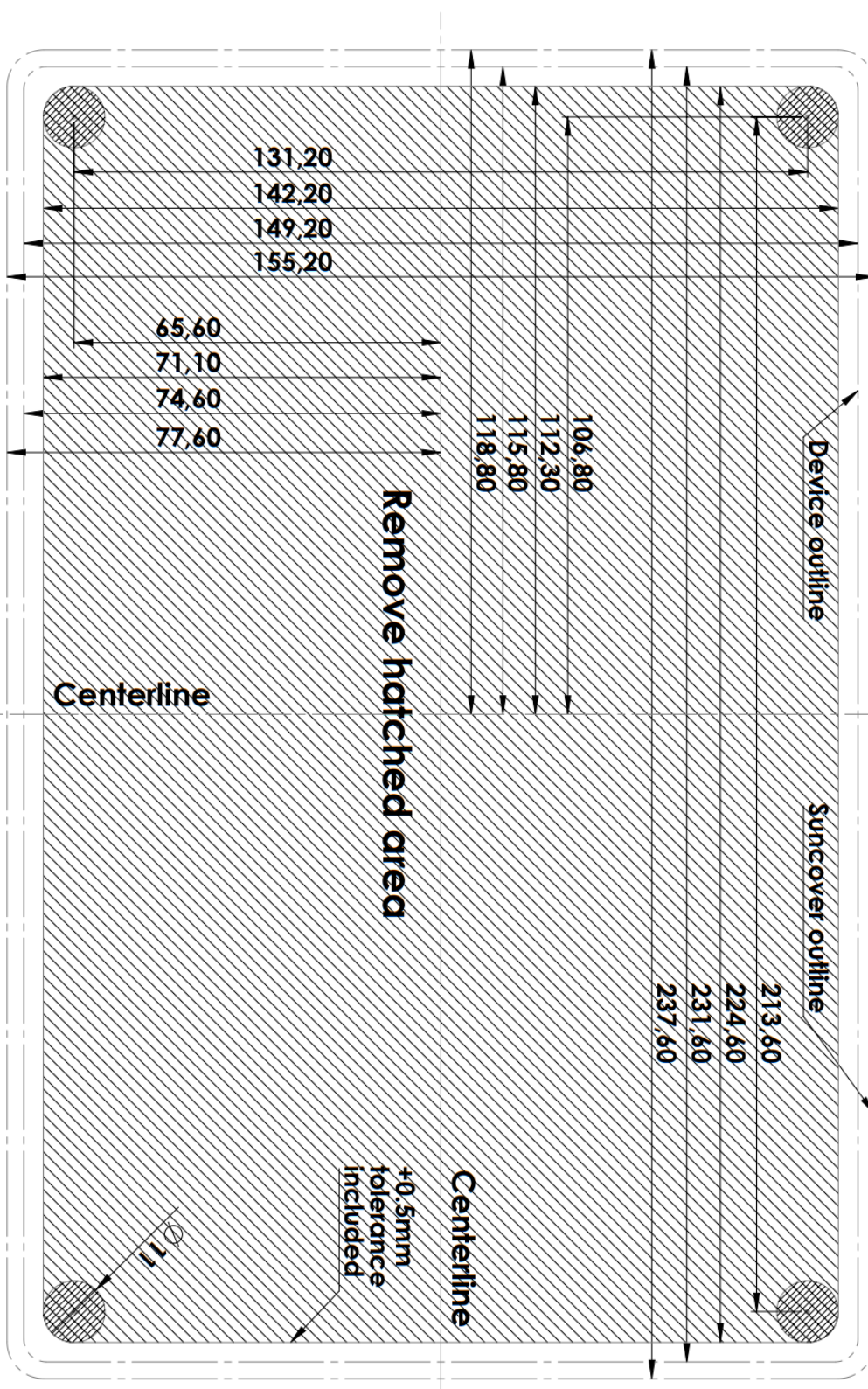
### 4.2 Cutout dimensions

For technical drawings in other formats please contact [info@lxnav.com](mailto:info@lxnav.com)

# E900 Cutout

CHECK DIMENSIONS BEFORE CUTTING!

Revision 1.1 (30.12.2020)



**LXNAV d.o.o.**  
Kidriceva ulica 24, 3000 Celje, Slovenia  
<https://marine.lxnav.com/>  
[marine@lxnav.com](mailto:marine@lxnav.com)

A4 Print format  
100% Scale



Drawing not in scale!

Please download the cutout in scale from <http://marine.lxnav.com>

## 4 Revision history

Date	Revision	Description
August 2020	1	Initial release of this manual
May 2022	3	Added ch 3